
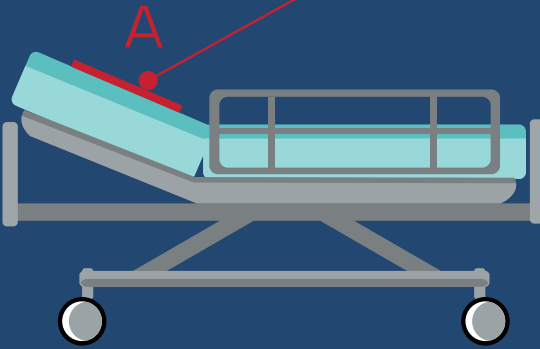


BEDGARD POSITIONING

We recommend that the bed sensor pad is positioned on the bed in one of three places depending on the patient and type of sensor pad.



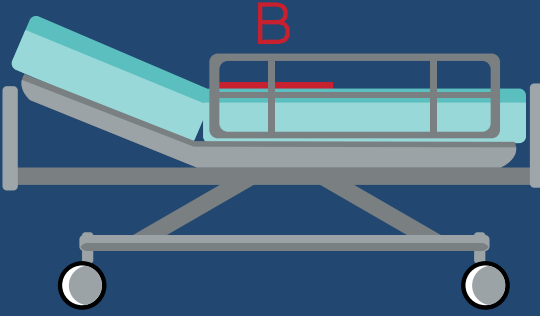
1



For high-risk ambulant or semi-ambulant patients, the sensor pad should be placed on top of the mattress at the shoulder area (see section A on the illustration) for an early warning. The alarm will be activated when the patient sits up.

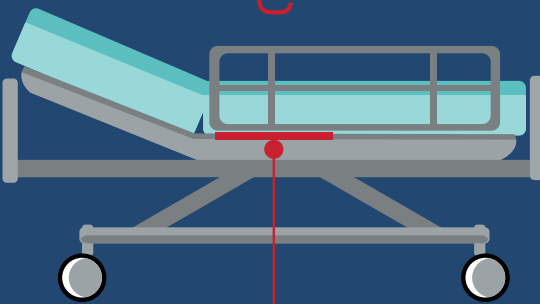
N.B. We do not recommend this position for patients weighing <40kg. Instead, place at the lumbar position.

2



For lower-risk ambulant patients, the optimal position for the sensor pad is at the lumbar region (see section B on the illustration). In this position, the sensor pad will alarm when the patient stands up to leave the bed.

3



The undermattress sensor pad should be positioned underneath the mattress where the patients hips would be (please refer to section B on the illustration above).

Whilst this is the recommended position, the undermattress pad may also operate effectively at the mid-back position - please assess on a case by case basis and only proceed if you are fully satisfied that the alarm will be triggered when the patient gets off the bed.

